

GU-13

BEAM-POWER TETRODE

The GU-13 beam-power tetrode is used for generation and power amplification in stationary RF equipment.

GENERAL

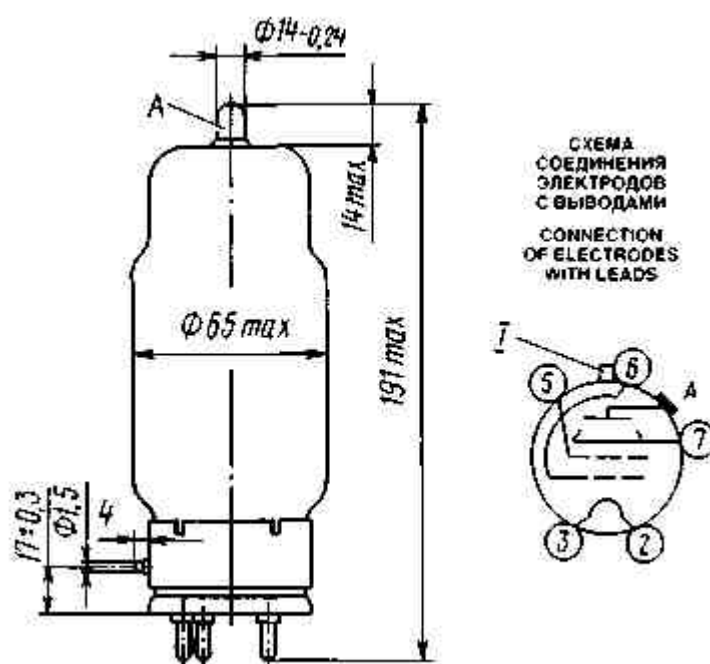
Cathode: directly heated, carbonized thoriated tungsten.

Envelope; glass, with base.

Height: at most 191 mm.

Diameter: at most 65 mm.

Mass: at most 300 g.



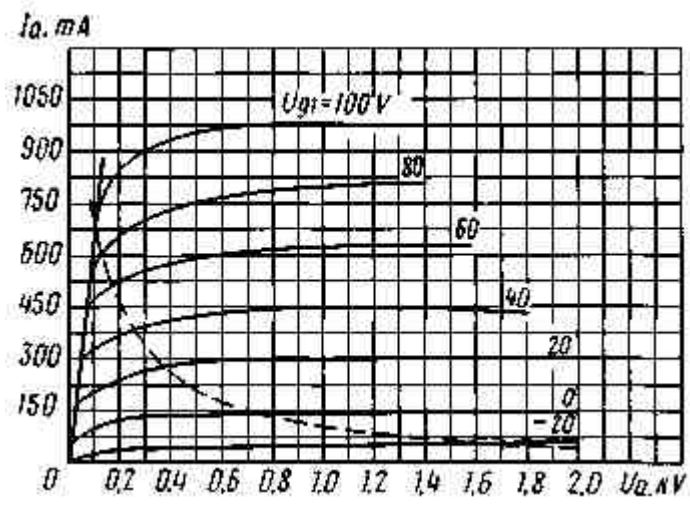
1 - alignment pin; 2, 3 - cathode; 5 - grid 2; 6 - grid 1; 7 - beam-forming plates; A - anode-top cap

OPERATING ENVIRONMENTAL CONDITIONS	
Ambient temperature, °C	-10 to +55
Relative humidity at up to +25°C, %	98

BASIC DATA	
Electrical Parameters	
Filament voltage, V	10
Filament current, A	4.7-5.5
Mutual conductance (at anode voltage 2 kV, grid 2 voltage 400 V, anode currents 60 and 80 mA), mA/V	3.1-4.9
Anode current (at anode voltage 2 kV, grid 2 voltage 400 V, grid 1 voltage 35 V), mA	30-65
Interelectrode capacitance, pF:	
input	13-19
output	10.5-17.5
transfer, at most	0.25
Output power (at anode voltage 2 kV, grid 2 voltage 100 V, grid 1 AC voltage 184 V), W:	
at frequency 15 MHz, at least	220
at frequency 30 MHz, at least	180
Output power over 500 h of service (at 15 MHz), W, at least	198

Limit Operating Values	
Filament voltage, V	9.5-10.5
Anode voltage, kV	2
Grid 2 voltage, V	400
Dissipation, W:	

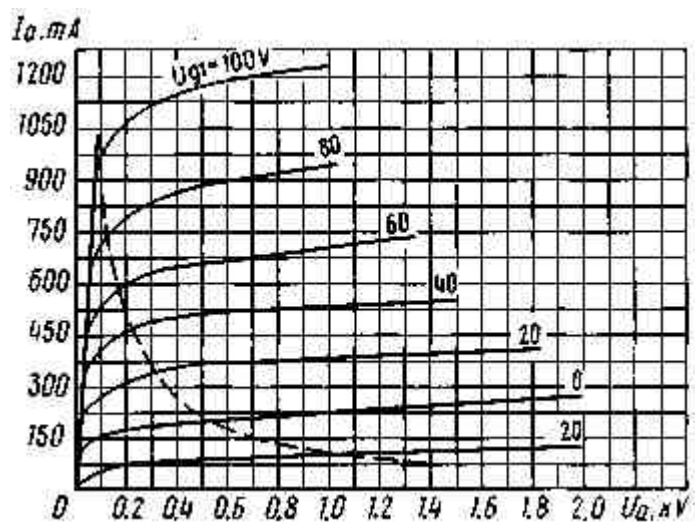
anode	100
grid 2	22
Operating frequency, MHz	30



Averaged Anode Characteristic Curves:

$U_f = 10V$; $U_{g2} = 0.3kV$;

beam-forming plates voltage $U_{\mu n}$ is 0

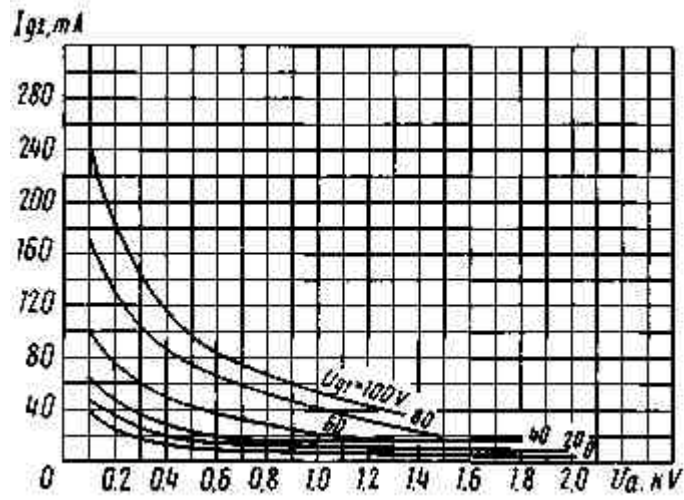


Averaged Anode Characteristic Curves:

$U_f = 10V$; $U_{g2} = 0.4kV$;

— · — $P_{a max}$

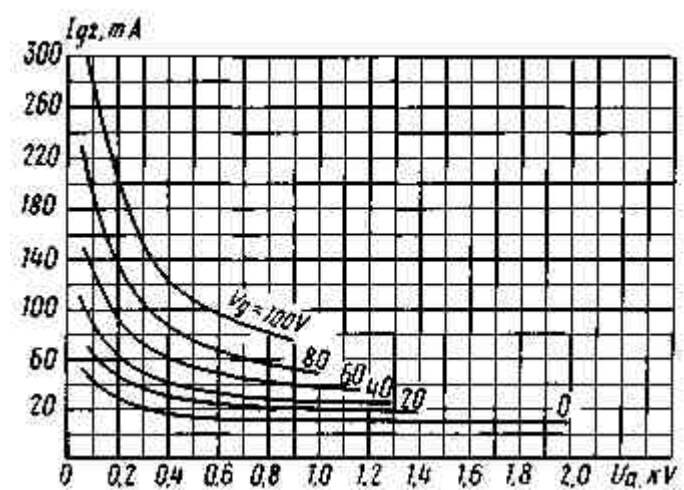
beam-forming plates voltage $U_{\mu n}$ is 0



Averaged Grid 2-Anode Characteristic Curves:

$U_f = 10V$; $U_{g2} = 0.3kV$;

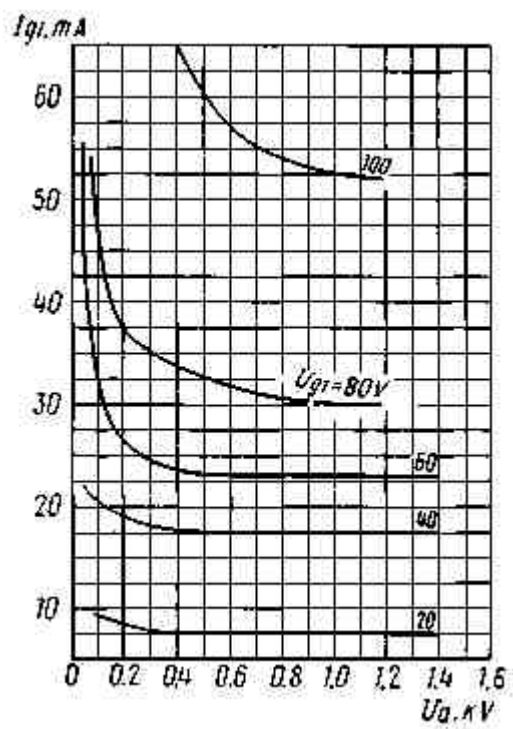
beam-forming plates voltage $U_{\mu n}$ is 0



Averaged Grid 2-Anode Characteristic Curves:

$U_f = 10V$; $U_{g2} = 0.4kV$;

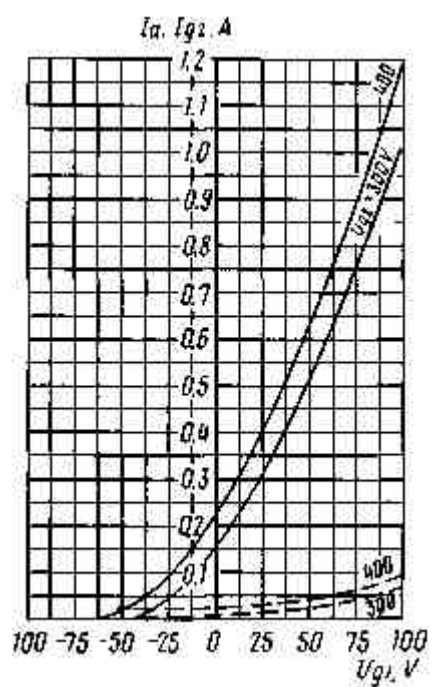
beam-forming plates voltage $U_{\text{пп}}$ is 0



Averaged Grid-Anode Characteristic Curves:

$U_f = 10\text{V}$; $U_{g2} = 0.4\text{kV}$;

beam-forming plates voltage $U_{\text{пп}}$ is 0



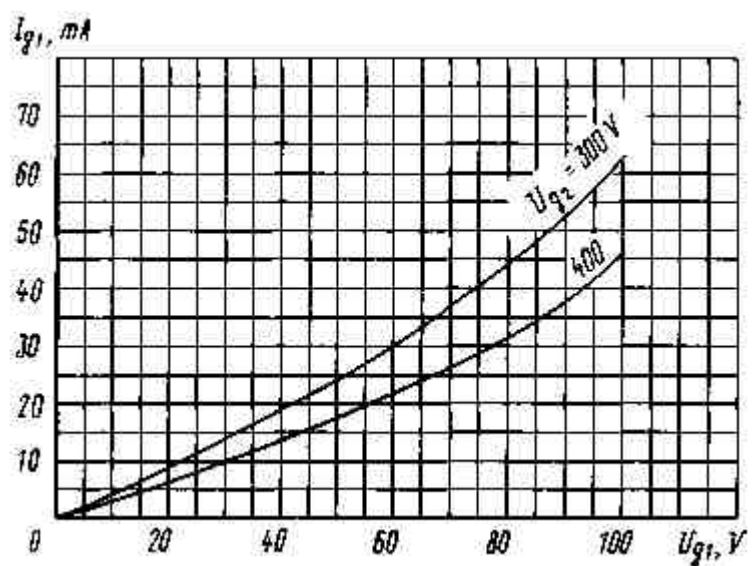
Averaged Characteristic Curves:

$U_f = 10\text{V}$; $U_{g2} = 1\text{ kV}$;

— anode-grid;

- - - grid 2;

beam-forming plates voltage $U_{\text{пп}}$ is 0



Averaged Grid Characteristic Curves:

$U_f = 10\text{V}$; $U_a = 1\text{ kV}$;

beam-forming plates voltage $U_{\text{пп}}$ is 0